

Retirement Communities

Dominant Tapestry Segment

KEY FACTS



16,278
Total Population



\$289,627
Median Home Value




1,161
Businesses



25,733
Daytime Population



48.8
Median Age



1.6%
2010-19 Pop Growth Rate



\$56,130
Per Capita Income

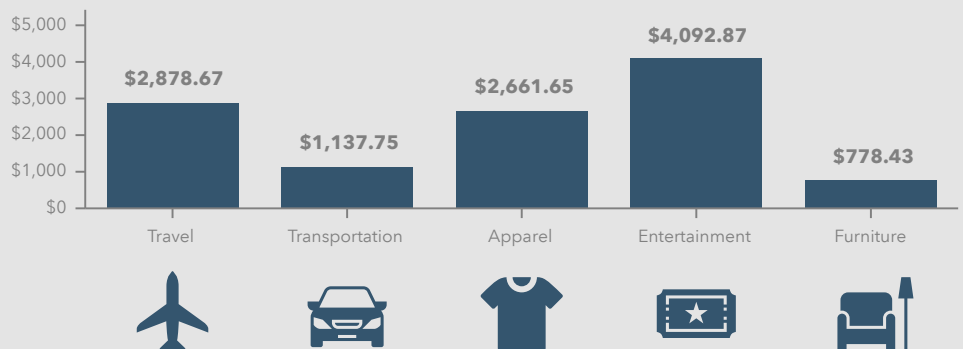


1.9
Avg Household Size



\$76,034
Median Household Income

KEY SPENDING FACTS



Urban Chic

Dominant Tapestry Segment

KEY FACTS



113,768
Total Population



\$331,319
Median Home Value



5,922
Businesses



156,623
Daytime Population



43.6
Median Age



0.8%
2010-19 Pop Growth Rate



\$56,530
Per Capita Income

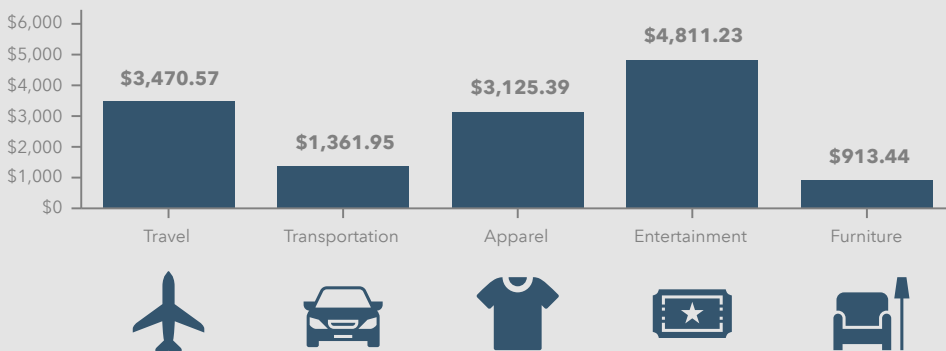


2.3
Avg Household Size



\$89,711
Median Household Income

KEY SPENDING FACTS



esri®

Emerald City

Dominant Tapestry Segment

KEY FACTS



298,796
Total Population



\$299,880
Median Home Value



14,097
Businesses



377,829
Daytime Population



40.1
Median Age



0.7%
2010-19 Pop Growth Rate



\$51,498
Per Capita Income

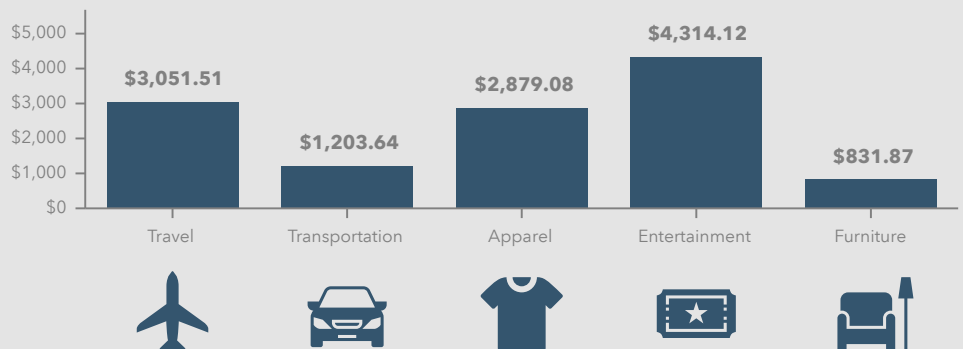


2.3
Avg Household Size



\$81,332
Median Household Income

KEY SPENDING FACTS



esri®